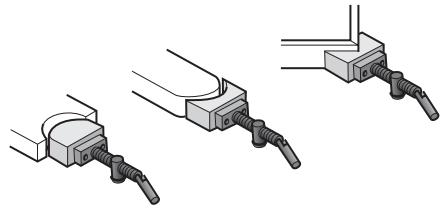
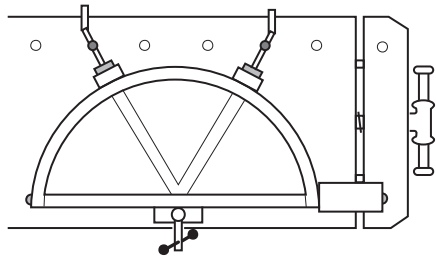


With a 0.740" diameter shank, these 2³/₄" long dogs can be used anywhere you can drill a ³/₄" hole. At the lowest projection, only ⁵/₈" of the dog head is above the bench. The swivel handle lets you apply ample clamping pressure in any position. The dog is drilled and tapped at a 3° angle to ensure that work is held tight to the bench.

Clamping Odd Shapes

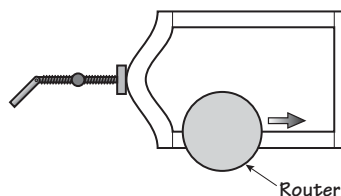
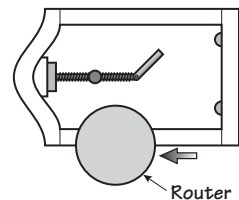
You can clamp irregular work using regular bench dogs in combination with one or more Wonder Pup® clamps.

- **Curved Work:**
Clamping something like a fanlight frame or laminated curves is easy with a Wonder Pup clamp.
- **Special Shapes:** The dog head has two screw holes to allow specially shaped tips (readily made with a scroll saw) to be easily attached, for good control without marring work.



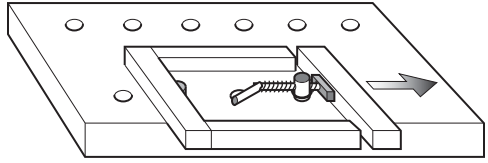
Clamping Work for Routing on Bench Top

For workpieces ⁵/₈" or thicker, router base will clear the dog head when routing inside or when routing outside.



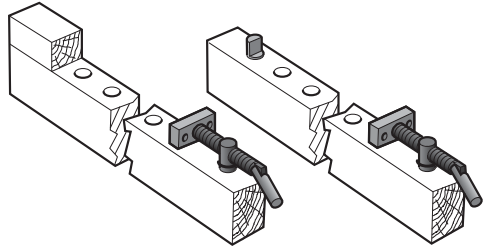
Spreading a Frame

Though this job would normally need a tail vise, a Wonder Pup clamp can easily do it.



Long Clamps

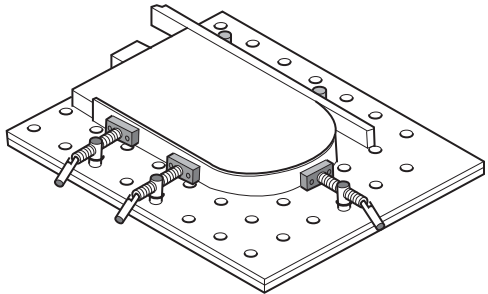
You can make a clamp of any length by drilling $\frac{3}{4}$ " holes in a 2×4 . Use a standard round bench dog or pup in one end and a Wonder Pup clamp in the other end.



Or use a drilled 2×4 with a block of wood secured at one end.

Jigs

Two pieces of plywood glued together and drilled in a pattern can provide clamping for curved work and an infinite variety of other shapes.



veritas® Tools Inc.

814 Proctor Avenue 1090 Morrison Drive
Ogdensburg, New York Ottawa, Ontario
13669-2205 USA K2H 1C2 Canada

customerservice@veritastools.com
www.veritastools.com